

The 5th Research Meeting of Ultrahigh Precision Meso-scale Weather Prediction

Cloud simulation with multi-dimensional bin-microphysics model

Akihiro Hashimoto

Meteorological Research Institute



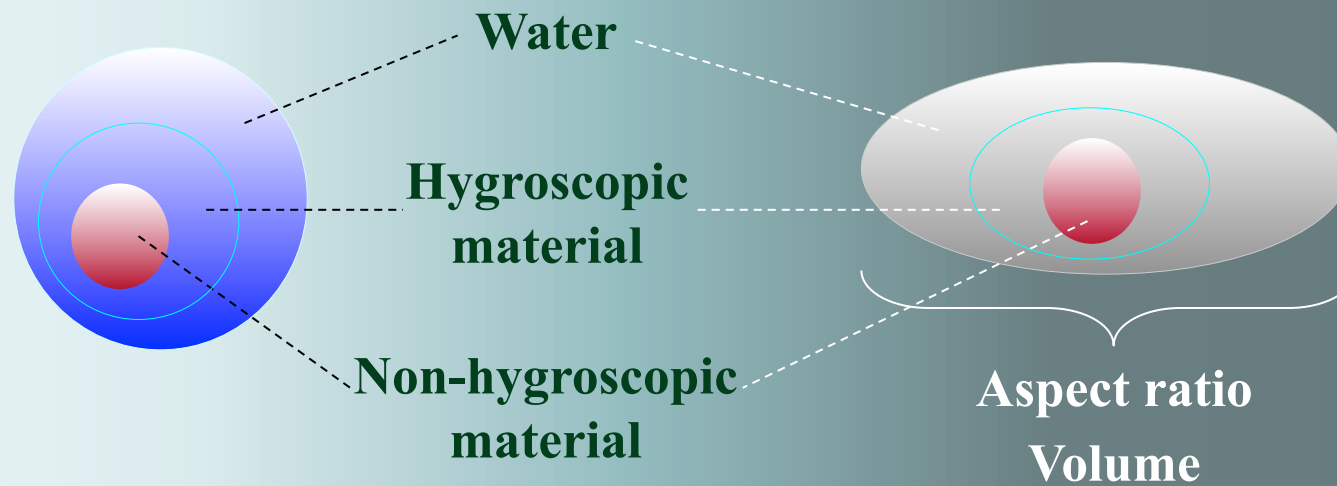
March 9, 2015 (Mon) 9:00~17:40

Venue: Nagoya University, Higashiyama Campus, E&S Hall (E&S Building)

Physicochemical properties of hydrometeor

Water

Ice

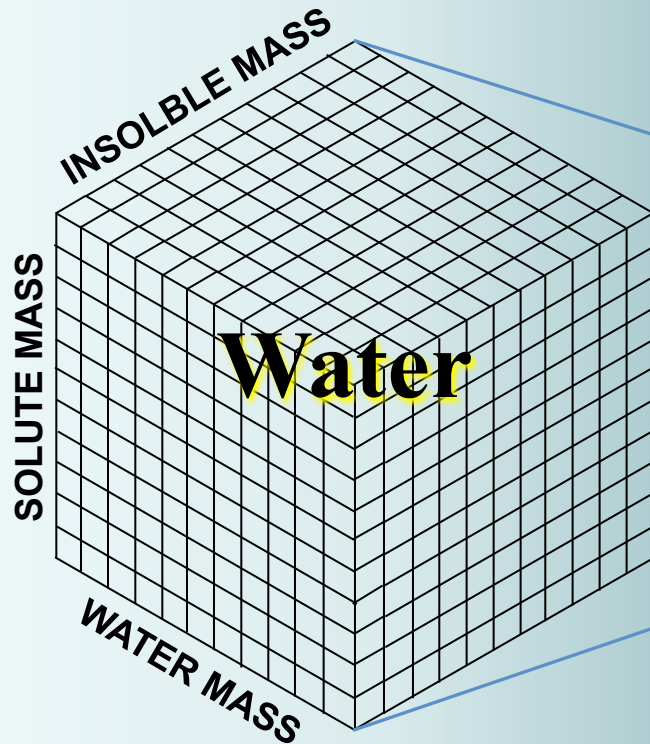


Three properties


Five properties

Eulerian framework

Three-dimensional bin



Five-dimensional bin



Prognostic variables

$$x_j = \left\{ \begin{array}{l} \text{mass of water} \\ \text{mass of aerosol I} \\ \text{mass of aerosol II} \end{array} \right\} \quad \frac{\partial f_i}{\partial t} = \sum_{j=1}^n \frac{dx_j}{dt} \frac{\partial f_i}{\partial x_j}$$

$$y_j = \left\{ \begin{array}{l} \text{mass of water} \\ \text{volume} \\ \text{aspect ratio} \\ \text{mass of aerosol I} \\ \text{mass of aerosol II} \end{array} \right\} \quad \frac{\partial g_i}{\partial t} = \sum_{j=1}^n \frac{dy_j}{dt} \frac{\partial g_i}{\partial y_j}$$

$$f_i = \left\{ \begin{array}{l} \text{total number concentration} \\ \text{total potential energy} \\ \text{total temperature} \\ \text{total mass of water} \\ \text{total mass of aerosol I} \\ \text{total mass of aerosol II} \\ \text{total mass of chemical element I} \\ \text{total mass of chemical element II} \\ \text{total mass of chemical element II} \\ \text{total mass of chemical element IV} \\ \text{total mass of chemical element V} \\ \text{total mass of chemical element VI} \end{array} \right\}$$

$$g_i = \left\{ \begin{array}{l} \text{total number concentration} \\ \text{total potential energy} \\ \text{total temperature} \\ \text{total volume} \\ \text{total aspect ratio} \\ \text{total mass of water} \\ \text{total mass of aerosol I} \\ \text{total mass of aerosol II} \\ \text{total mass of chemical element I} \\ \text{total mass of chemical element II} \\ \text{total mass of chemical element II} \\ \text{total mass of chemical element II} \\ \text{total mass of chemical element IV} \\ \text{total mass of chemical element V} \\ \text{total mass of chemical element VI} \end{array} \right\}$$

Hashimoto, A. 2014: Development of sophisticated bin-microphysics model, *Low Temperature Science*, **72**, 71-78. (in Japanese with English abstract and figure captions)
<http://hdl.handle.net/2115/55019>

Microphysical processes

表2：モデルで考慮される微物理過程.

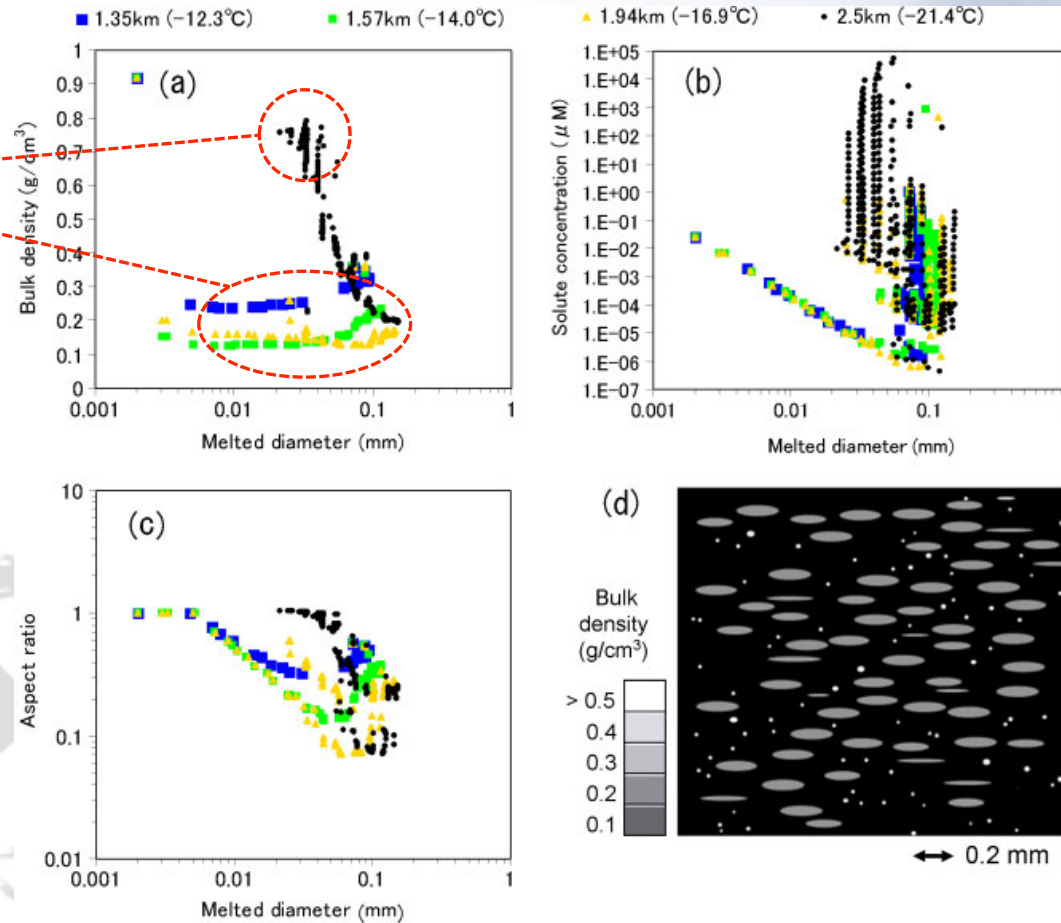
Table 1 : Microphysical processes involved in the model.

	Production terms	Microphysical processes
Liquid phase	$\left(\frac{dx_j}{dt}\right)_{m_j}$	Droplet nucleation
		Condensational growth/Evaporation
		Collision coalescence/breakup
		Spontaneous breakup
Solid phase	$\left(\frac{dy_j}{dt}\right)_{m_j}$	Ice nucleation
		Depositional growth/Evaporation
		Aggregation
		Spontaneous breakup
Liquid and Solid phases	$\left(\frac{dx_j}{dt}\right)_{m_j}, \left(\frac{dy_j}{dt}\right)_{m_j}$	Riming
		Melting

Hashimoto, A. 2014: Development of sophisticated bin-microphysics model, *Low Temperature Science*, **72**, 71-78. (in Japanese with English abstract and figure captions) <http://hdl.handle.net/2115/55019>

Ascending parcel simulation

Frozen drops
Plate-like crystals



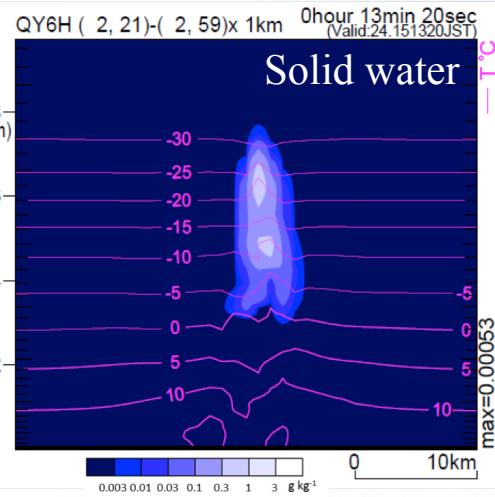
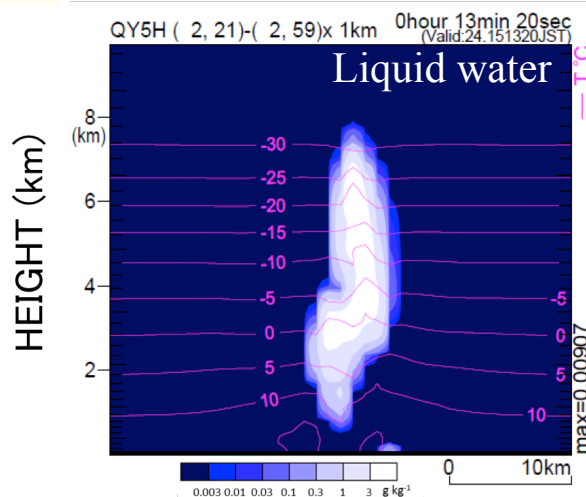
Initial condition
 $T = 0.5 \text{ }^\circ\text{C}$
 $P = 1000 \text{ hPa}$
 $RH = 50 \%$

Figure 4. Plots of melted diameter versus (a) bulk density, (b) solute concentration and (c) aspect ratio of simulated ice particles at the 1.35-km (-12.3°C ; blue squares), 1.57-km (-14.0°C ; green squares), 1.94-km (-16.9°C ; orange triangles) and 2.5-km (-21.4°C ; black circles) levels. Only the particles with number density greater than one per 10-mol air are plotted. (d) Illustration of simulated ice particles at the 2.5-km level. Particles are drawn at random positions in the plane so that their numbers reflect the simulated number density. Ellipses with horizontally long axes indicate oblate spheroids. Bulk density is denoted by the brightness.

Misumi, R., A. Hashimoto, M. Murakami, N. Kuba, N. Orikasa, A. Saito, T. Tajiri, K. Yamashita, and J.-P. Chen (2010) Microphysical structure of a developing convective snow cloud simulated by an improved version of the multi-dimensional bin model. *Atmos. Sci. Lett.*, 11, 186-191. doi:10.1002/asl.268.



2-D idealized simulation

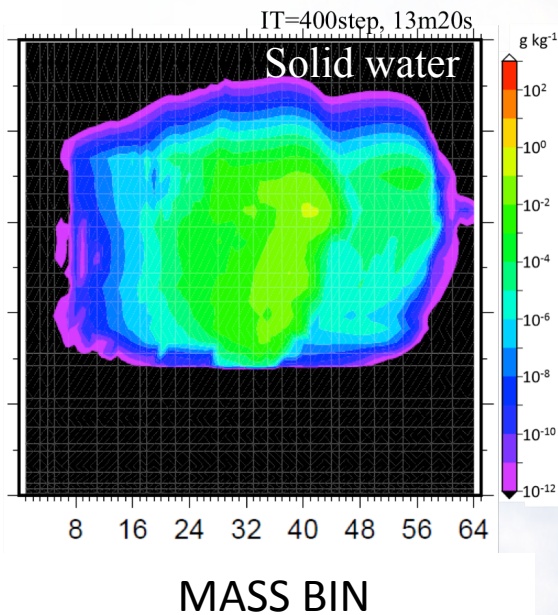
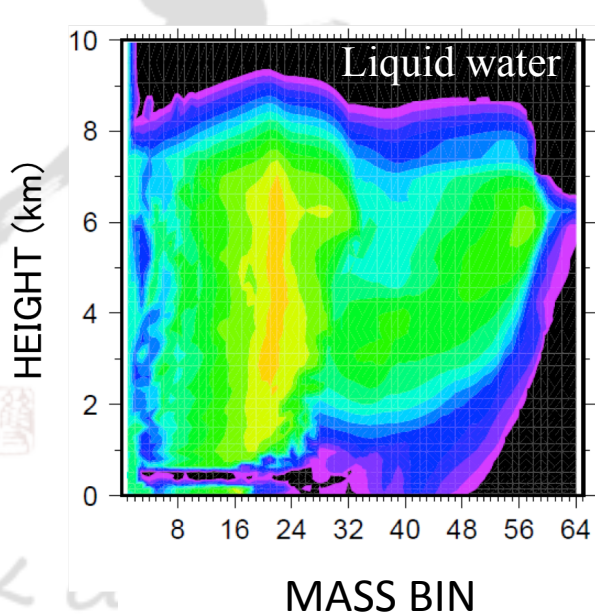


16x10 MPI


80x3x38 spatial grids

64x3x8x8x3 bins

Mixing ratio

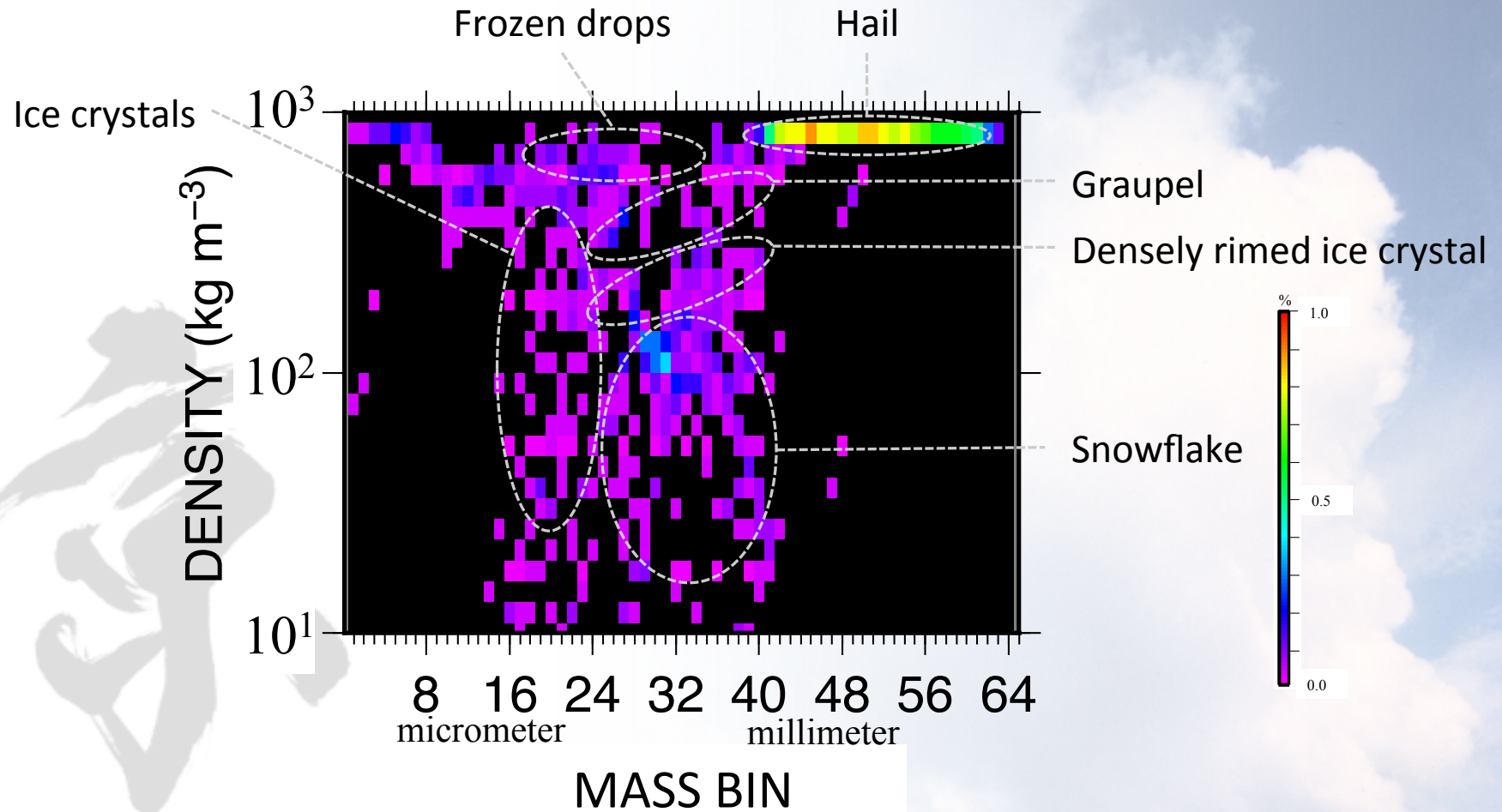


Number concentration



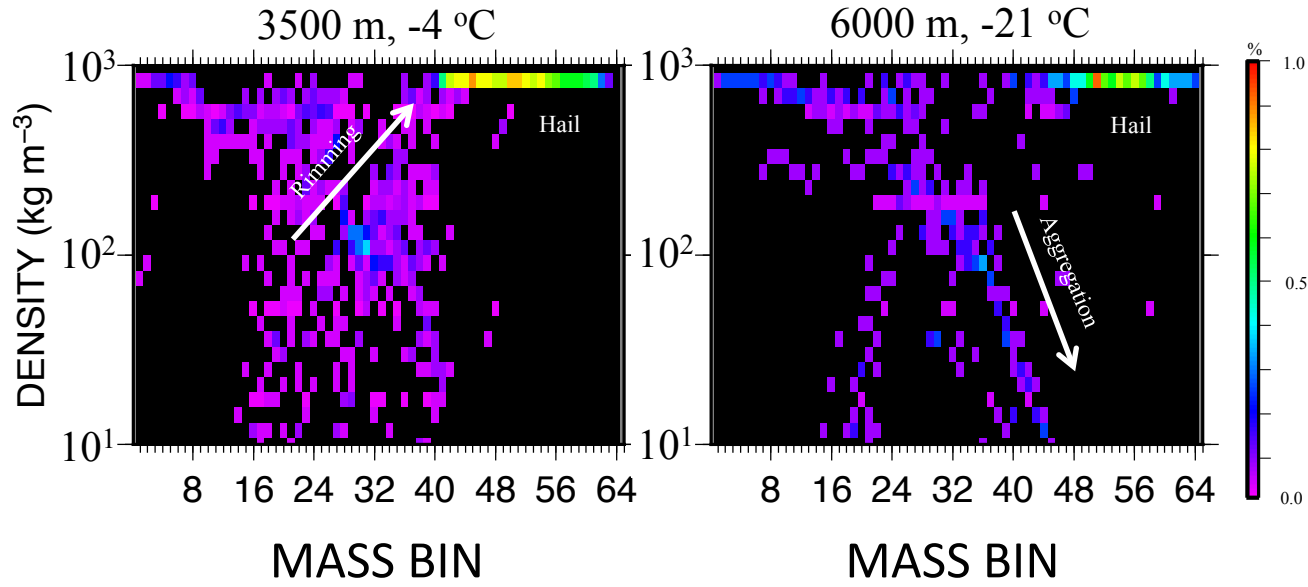


Mass-Density Diagram





Mass-density spectra





Potential applications

Microphysical interpretation of in-situ and remote-sensing observations of cloud

Reference model of bulk microphysics





Ongoing works

Verification of modules

Preparation of 3-D realistic simulation

